



Trial **Online** EPRO

Product overview

Trial Online ePro

Trial Online ePRO provides Patient diary and questionnaire service to clinical studies.

Trial Online ePro lets you run the trial you want, and not the trial your system allows you to.

Assign defined user roles for an easier management, and automatic notify user about specific events. Divide questionnaires into time and date defined events, and get better insights faster

Trial Online allows you to tailor and customise our software

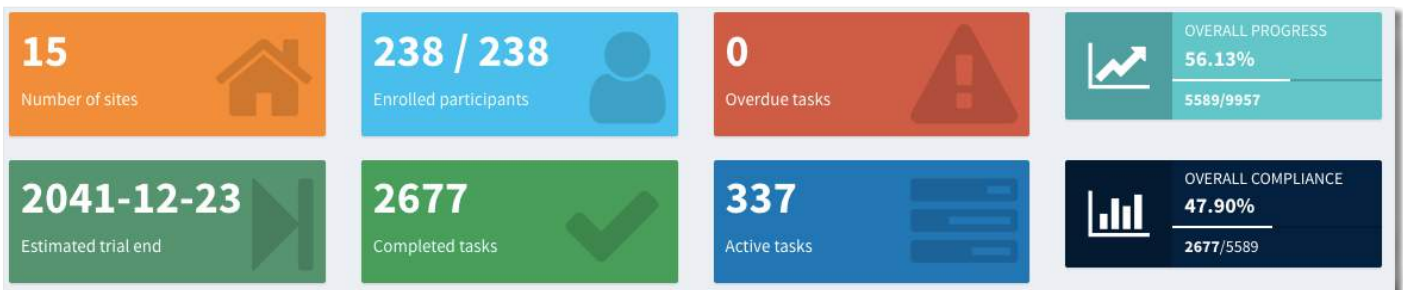
For our Tailored Software services we utilise the Trial Online ePRO framework as the foundation to customise the software for your specific needs.



Interface

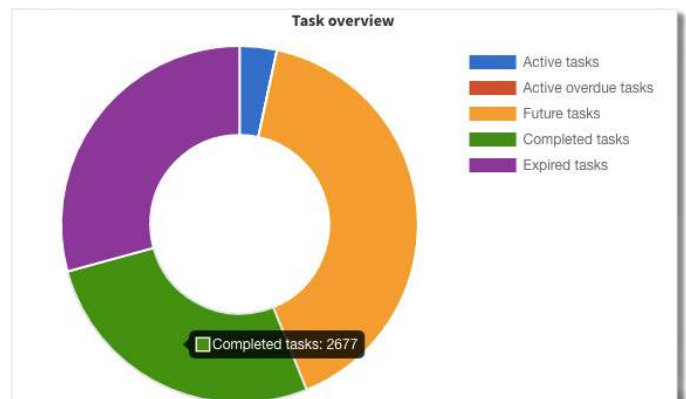
Dashboard

The Trial Online ePro Dashboard gives you an overview how your Trial is progressing, featuring data from current and future events, participants compliance and task overview.



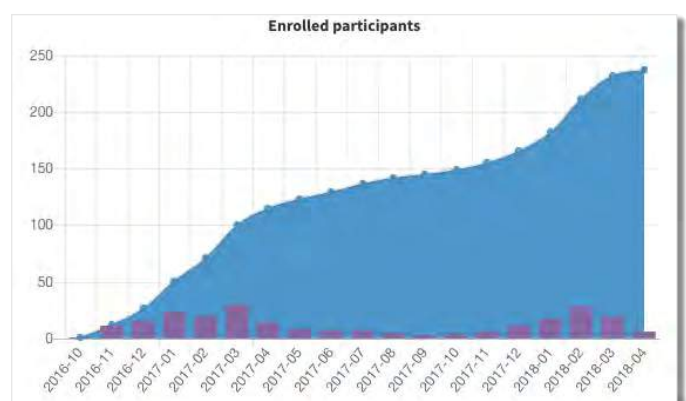
Task overview

The Task overview graph is an interactive doughnut graph that displays proportions between Active, Active overdue, Future, Completed and Expired tasks.



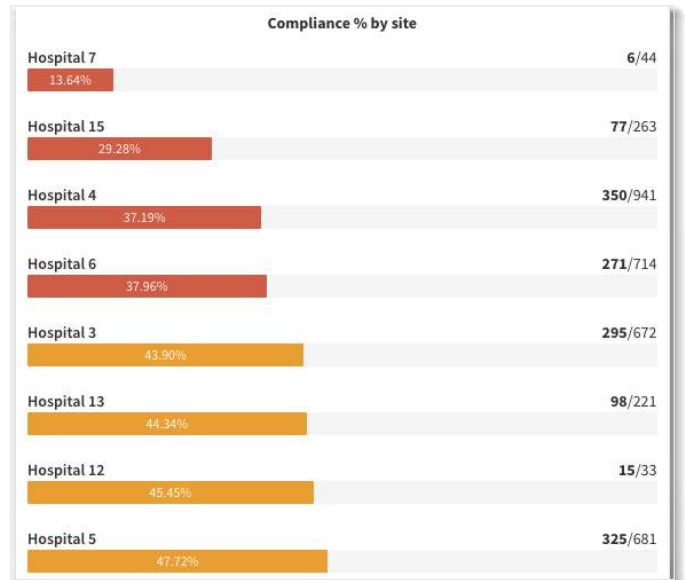
Enrolled participant graph

The enrolled participant graph shows monthly/yearly newly enrolled participants and accumulated number in a line and bar graph.



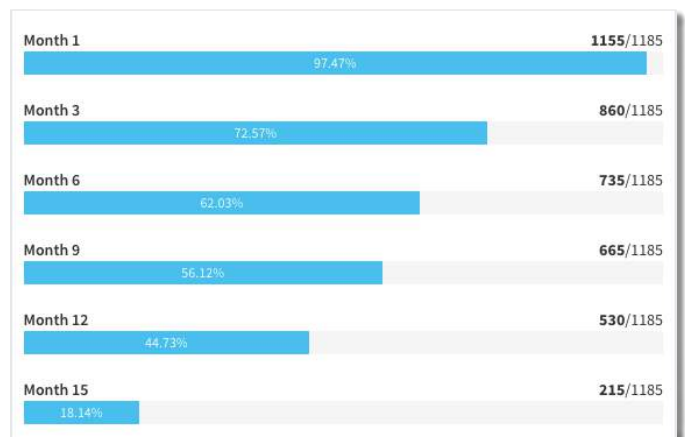
Compliance % by site

The compliance percentage by site graph shows an overview of all sites and their compliance percentage.



Progress % by event

The progress percentage by event graph shows an overview of all events and their progress percentage.



Users

Add and assign different users and user role.

The interface of Trial Online ePro changes after user role, it is specifically designed and easy to use for every user.

You can assign the following user roles:

- Administrator
- Physician
- Survey Manager
- Sponsor
- Monitor
- Subject

The screenshot shows the 'Users' management page in Trial Online ePro. At the top right, there is a breadcrumb trail: Home > Access > Users. The main heading is 'Listing users'. Below this, there is a 'Member of' dropdown menu set to 'Administrator'. A 'Show 10 entries' selector and a search box are also present. The main content is a table with columns: 'User name', 'Name', 'Member of', 'Description', and 'Action'. The table lists six users: aha, aot, cni, jbo, mathiasf, and testuser3. Each user row has three action icons: a magnifying glass (search), a document with a pencil (edit), and a trash can (delete). At the bottom of the table, it says 'Showing 1 to 6 of 6 entries' and has 'Previous', '1', and 'Next' navigation buttons. A blue bar at the very bottom contains a '+ Add User' button.

User name	Name	Member of	Description	Action
aha	Arvid Häggvistd	Administrator, Survey Manager, Physician, Subject		
aot	Anders Ottosson	Administrator, Survey Manager, Physician, Subject		
cni	Christer Nilsson	Administrator, Survey Manager, Physician, Subject		
jbo	Jonas Boström	Administrator, Survey Manager, Physician, Subject		
mathiasf	Mathias Fryksten	Administrator, Survey Manager, Physician, Subject		
testuser3	Elisabeth Nilsson	Administrator		

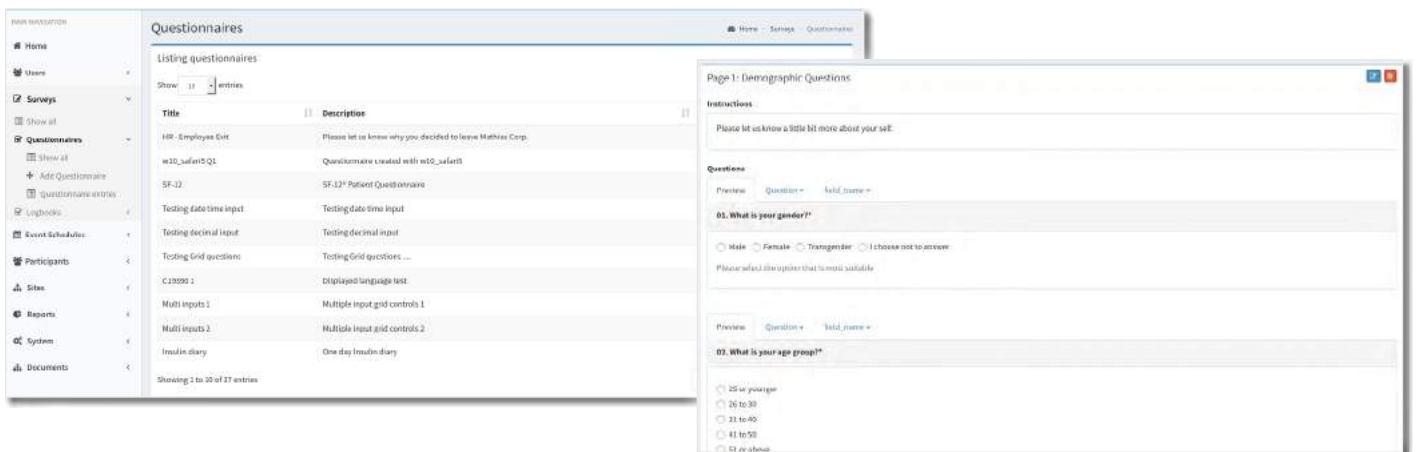
Survey

Create user friendly Questionnaires and Logbooks, with multiple layout and structure options. Customise survey descriptions and user messages, add usefull tips and design a questionnaire completely after your need.

Questionnaire

Trial online ePro lets you create custom questionnaires that covers all your needs, including multiple layout, structure and language options.

Trial Online ePro questionnaires are not only easy to create, but also highly user friendly to fill out.



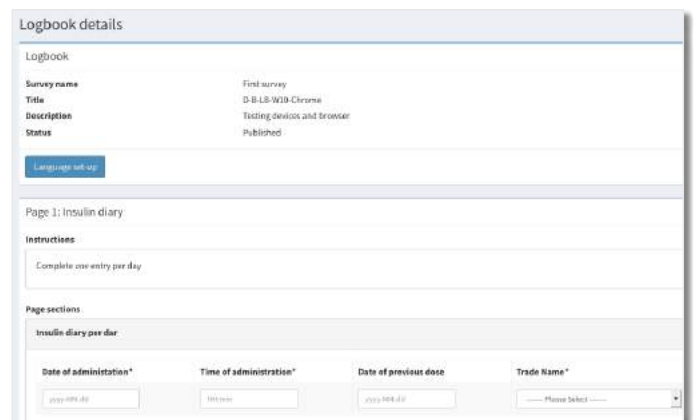
Logbooks

Keep record of important events, changes and updates with the logbook

Like the questionnaire the logbook let you make user friendly and customisable logbook, with multiple layout, structure and language options.

Logbook Row Entries

View unreviewed and reviewed logbook row entries from patients. Filter through a dropdown list to select Logbook, a site filter and a user filter.



Event Schedules

Schedule when your questionnaires will be available for data entry.

Set start and end date for each questionnaire, group questionnaires together in events and add different languages.

Scheduled event details Home > Event Schedules

Scheduled event ✎ 🗑

Event name	Baseline
Start offset	200
Offset unit	Day
Event type	Single event

Scheduled Tasks

Name	Task	Start offset	End offset	Grace period	Duration	Languages	Action
Day 1	Multi inputs 1	0 Day	1 Day	1 Day	2 Days 10 Hours 0 Minutes	14 / 14	✎ Language set-up 🗑
General field test	Field test questionnaire	1 Day	2 Day	1	1 Days 7 Hours 0 Minutes	14 / 14	✎ Language set-up 🗑

[Add Scheduled Task](#)

Tasks and events

Event schedules provides a central point to which tasks can be defined. Tasks are defined as the time within a subject can fill in a Questionnaire.

Events start dates are defined as offsets from enrollment date. Tasks start and end date/time is defined as offsets (positive or negative) from the events start date and a defined local time.

Survey & Event Notifications

Add notifications to Events and Surveys to be send to patient. Set start point, recurring interval and which media the notification will send through.

Add Event Notification

Create new notification

Event name

First year visit

Title*

Doctors visit

Text*

Doctors visit coming up

Offset*

Offset

Offset type*

Day

Time*

Treatments

Add treatment info and set matching pattern and attributes to specify which patients will see the treatments info. Treatment information is shown to the patients in the ePro subject app.

Participants

Get the full overviews of own site memberships, and view enrolled and not yet enrolled subjects.

Subjects not enrolled

Overview of subjects not yet enrolled.






























Enrolling the subject will enable the user account, generate a password as well as it let you assign the timezone to which the subject belongs, set default language used in the system for the subject, and contact details used by the system for notifications.

Enrolled subjects

Overview of enrolled subjects, with details of progress, compliance and tasks. Update subjects info and schedules tasks. View questionnaire and logbooks entries, and see a list of notifications send to the subject either by mail or SMS.

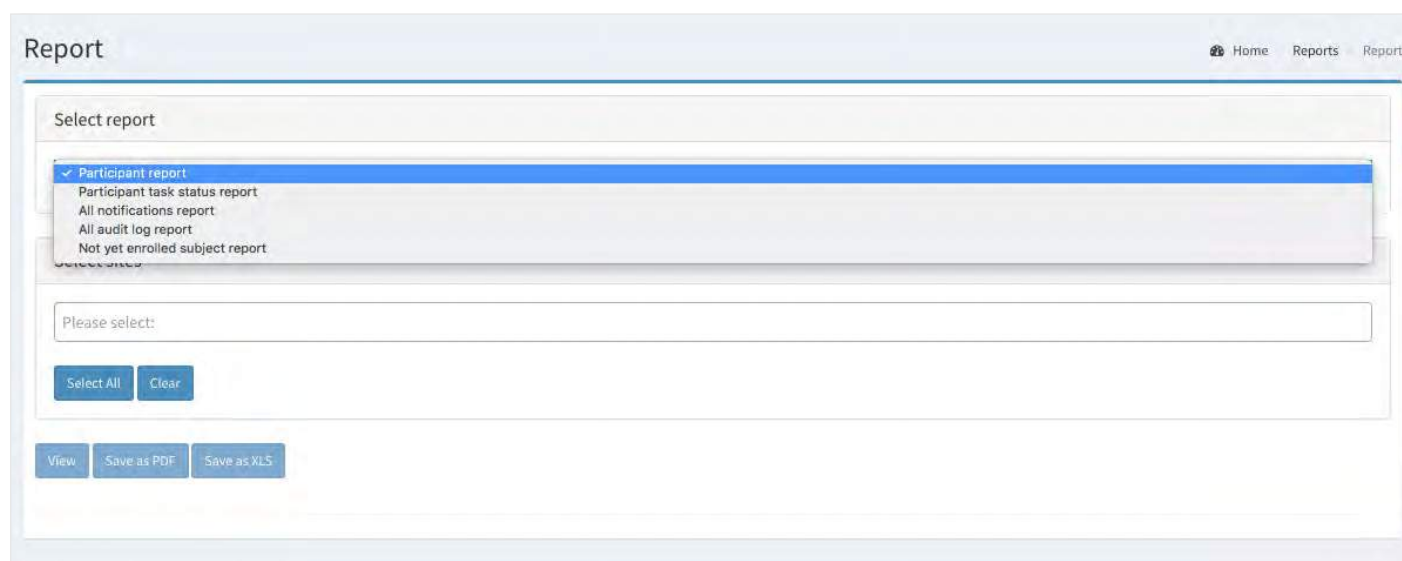
Enrolled subjects

Show entries Search:

Username	Progress	Compliance	Active tasks	Active overdue tasks	Action
subject	75.00% <div style="width: 75%;"><div style="width: 75%;"></div></div> 9/12	0.00% <div style="width: 0%;"><div style="width: 0%;"></div></div>	0/9 0	0	   
subject_a	75.00% <div style="width: 75%;"><div style="width: 75%;"></div></div> 9/12	0.00% <div style="width: 0%;"><div style="width: 0%;"></div></div>	0/9 0	0	   
subject_b	76.92% <div style="width: 76.92%;"><div style="width: 76.92%;"></div></div> 10/13	0.00% <div style="width: 0%;"><div style="width: 0%;"></div></div>	0/10 0	0	   
subject_e	75.00% <div style="width: 75%;"><div style="width: 75%;"></div></div> 3/4	33.33% <div style="width: 33.33%;"><div style="width: 33.33%;"></div></div>	1/3 0	 1	   
subject_f	76.92% <div style="width: 76.92%;"><div style="width: 76.92%;"></div></div> 10/13	10.00% <div style="width: 10%;"><div style="width: 10%;"></div></div>	1/10 0	0	   
subject_i	75.00% <div style="width: 75%;"><div style="width: 75%;"></div></div> 9/12	0.00% <div style="width: 0%;"><div style="width: 0%;"></div></div>	0/9 0	0	   
subject_j	80.00% <div style="width: 80%;"><div style="width: 80%;"></div></div> 12/15	0.00% <div style="width: 0%;"><div style="width: 0%;"></div></div>	0/12 0	0	   

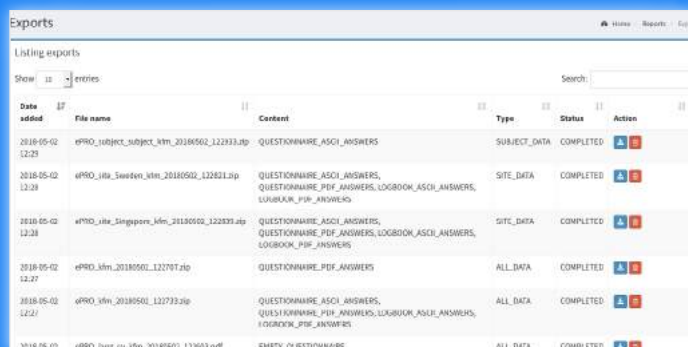
Reports

Trial Online ePro includes several types of reports to simplify the overview, monitoring and security of the trial.



Export

In Trial Online ePro users can also create and customize additional exports.



Audit

A complete audit trail is maintained from data entry through all changes in the system. The Trial Online system includes many types of reports to simplify the overview, monitoring and security of the trial. Additional customized reports are readily available.

Audit entries Home > System > Audit entries

Listing audit entries

Show entries Search:

Created	User	Action	Entity	Internal method
2018-04-27 11:05	jbo	Authentication successful	USER	handleSuccessfulLogin
2018-04-27 11:05	SYSTEM	Create entity	SITE_GROUP	createNewSiteGroup
2018-04-27 11:05	SYSTEM	Create entity	SITE_GROUP	createNewSiteGroup
2018-04-27 11:05	SYSTEM	Create entity	SITE_GROUP	createNewSiteGroup
2018-04-27 11:05	SYSTEM	Create entity	SITE_GROUP	createNewSiteGroup
2018-04-27 11:05	SYSTEM	Create entity	SITE_GROUP	createNewSiteGroup
2018-04-27 11:05	SYSTEM	Create entity	SITE_GROUP	createNewSiteGroup
2018-04-27 11:05	SYSTEM	Create entity	SITE_GROUP	createNewSiteGroup
2018-04-27 11:05	SYSTEM	Create entity	SITE_GROUP	createNewSiteGroup

Documents

Upload custom documents for users and subjects.
 Define viewing rights by role and language

Documents Home > Documents

Manual

Administrative
 Survey Manager
 Physician

Listing documents

Show items Search:

Name	Language	Filename	Member of	Action
insulite manual	English	Monitor manual.docx	Monitor	+ - x
subject information	German (Austria)	subject_information_de_AT.pdf	Subject	+ - x
subject information	Danish	subject_information DK (1).pdf	Subject	+ - x
subject information	English	subject_information EN.pdf	Subject	+ - x
subject information	French	subject_information FR.pdf	Subject	+ - x

Showing 1 to 5 of 5 entries Previous Next

ePro APP

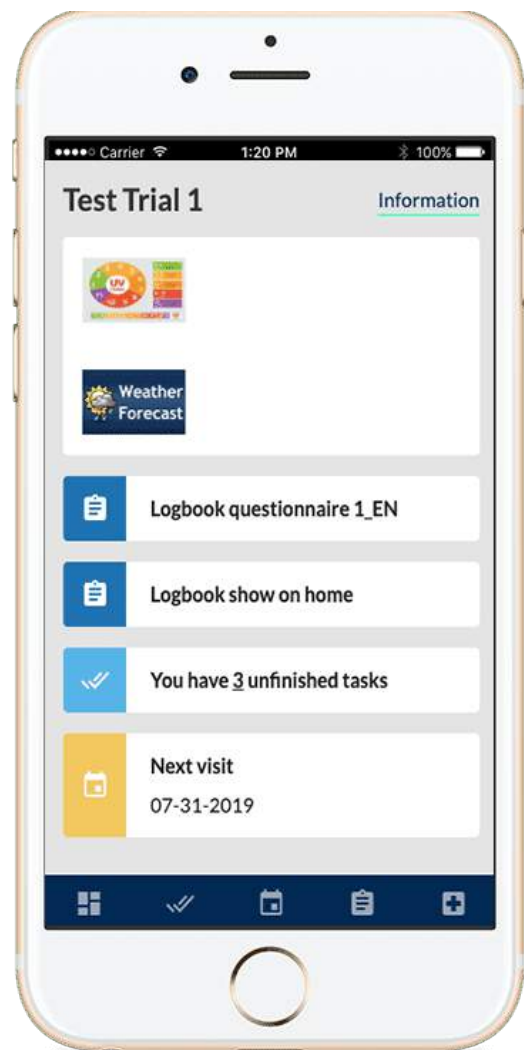
It has never been easier to run clinical trials and keep up-to-date information in one place, accessible 24/7 through any mobile device.

Our ePro app was designed with functionality in mind to keep it as user-friendly and straightforward as possible for all parties involved.

The app downloads straight to an Android or Apple device and with a quick login the subject has access to everything he needs for the duration of the clinical trial right from the home screen.

The subject can have access to the trial, read information about the treatments and download documents directly within the app. The app also contains all current tasks, questionnaires and logbooks, and allows the subject to access, complete, edit and submit these all within the app. Furthermore is it possible to send reminders to subjects and update information on trials directly through the app.

[Find out more](#)



Quality and Compliance

Trial Online is a designed, developed, and tested computer system as defined in PIC/S 'Good Practices for Computerised Systems In Regulated "GxP" Environments'. And Trial online is of course compliant with FDA 21 CFR Part 11.

Our Quality Management System is built on quality standards in the industry, e.g. guidelines and directives provided by ISPE, FDA and EMA.

Replior and Trial Online are audited regularly by its clients (regulated companies).

Trial Online is dedicated to deliver a service of the highest quality in all aspects of our operation. Furthermore we continually try to meet, or exceed, all expectations of our customers.

From development, through general product release, we have a high focus on quality and compliance. We have accomplished this by leveraging the latest technological solutions and regulatory standards such as:

- US FDA: Title 21 CFR Part 11, Electronic Records and Electronic Signature
- US FDA: Guidance for Industry for Computerised Systems Used in Clinical Investigations
- US FDA: Title 21 CFR Good Clinical Practices
- International Conference on Harmonization(ICH), E6 Guideline for Good Clinical Practice

Product Quality

All systems and processes used to manage a clinical trial are a part of a regulated process that must be validated and needs to meet both FDA regulations and ICH guidelines.

All Trial Online's products follows these guidelines as well as industry standards to ensure product quality. This includes Software Development Life Cycle, System Qualification, and Quality Assurance Testing.

Replior AB

Trial Online is owned, developed and qualified by Replior AB.

Replior is a privately held company with an annual revenue of close to 10 million SEK.

We have offices in Stockholm-Sweden, Lund-Sweden, Split-Croatia and Singapore.



Website: www.replior.se www.trialonline.se

Contacts us



Call:

+46 (0)8 – 601 13 30



Email:

info@replior.se

Find out more:

[Schedule a demo](#)